



### District Report Card: 2017


<b>State:</b> Maharashtra	<b>District:</b> Gadchiroli
<b>Class:</b> 8	<b>Subject:</b> Science
<b>Schools:</b> 51	<b>Students:</b> 1422


### Participation/Coverage


#### Students

<b>GENDER</b> 	Boys		Girls	
	Number	%	Number	%
	712	50.07	710	49.93

<b>AREA</b> 	Rural		Urban	
	Number	%	Number	%
	1305	91.77	117	8.23

<b>CATEGORY</b> 	SC		ST		OBC		GEN	
	Number	%	Number	%	Number	%	Number	%
	147	10.34	585	41.14	506	35.58	184	12.94

<b>CWSN</b> 	LD	VI	HI	S&LD	ID	Oth
	2	4	2	1	2	3

<b>Management</b> 	Government		Government-aided	
	Number	%	Number	%
	307	21.59	1115	78.41

### Average Performance of Students in Science (%)

Overall	Gender		Area		Management		Social Group			
	Male	Female	Rural	Urban	Govt.	Aided	SC	ST	OBC	GEN
46.62	46.56	46.68	48.48	25.87	45.19	47.01	46.53	47.85	46.48	43.15

## Performance on Learning Outcomes (LOs)

Learning Outcomes	Description	Average Performance(%)
SCI703	Classifies materials and organisms based on properties/characteristics	52.44
SCI704	Conducts simple investigation to seek answers to queries	27.60
SCI705	Relates processes and phenomenon with causes	45.22
SCI708	Measures and calculates e.g., temperature; pulse rate; speed of moving objects; time period of a simple pendulum, etc.	61.95
SCI710	Plots and interprets graphs	36.62
SCI711	Constructs models using materials from surroundings and explains their working	51.83
SCI801	Differentiates materials, organism and processes	44.90
SCI804	Relates processes and phenomenon with causes	62.96
SCI805	Explains processes and phenomenon	43.39
SCI807	Measures angles of incidence and reflection, etc.	52.25
SCI811	Applies learning of scientific concepts in day-to-day life	42.36
SCI813	Makes efforts to protect environment	60.76

Range of Performance of Students who Answered Correctly							
Below 30%		30% - 50%		50% - 75%		Above 75%	
Number	%	Number	%	Number	%	Number	%
407	28.62	372	26.16	497	34.95	146	10.27

### Lowest Performing Learning Outcomes (LOs)

- 1 - Conducts simple investigation to seek answers to queries (27.60)
- 2 - Plots and interprets graphs (36.62)
- 3 - Applies learning of scientific concepts in day-to-day life (42.36)
- 4 - Explains processes and phenomenon (43.39)
- 5 - Differentiates materials, organism and processes (44.90)